



Saskatchewan Public Safety Agency



Transportation Rescue Extrication Standards Program

Updated February 2023

Table of Contents

Part 1: OVERVIEW	3
Background	3
Program Management.....	3
Program Definitions.....	3
Program Objectives.....	5
Funding.....	5
Part 2: APPLICATION AND SELECTION.....	6
TREX Service Levels	6
Approval Timeline	7
Steps for Program Approval.....	8
Part 3: ONBOARDING PHASE.....	10
Accessing TREX Training Programs.....	10
Accessing TREX Equipment Packages.....	11
Part 4: MAINTENANCE PHASE.....	12
Fire Department Equipment Maintenance.....	12
Fire Department Training Maintenance.....	12
SPSA Responsibilities	12
Priorities for Approval.....	13
Completing Application Forms.....	14
APPENDIX 1: TRAINING LEVELS AND EQUIPMENT PACKAGES.....	17
APPENDIX 2: MOTOR VEHICLE RESPONSE POLICIES.....	25
APPENDIX 3: PROGRAM ACRONYMS.....	27

Part 1: Overview

Background

Saskatchewan Government Insurance (SGI) is providing one-time funding to the Saskatchewan Public Safety Agency to develop an auto extrication program that directly contributes to safeguarding and protecting the people, property, and resources of Saskatchewan through partnerships, coordinated planning, education, prevention, mitigation, response, and recovery.

SGI's investment of \$5.6 million will fund the development, delivery, and management of a program – the first of its kind in Canada – that offers training courses to fire departments across the province, ensuring firefighters meet standardized training and equipment levels based on their communities' needs and the department's capacity to safely maintain the required skills and equipment.

Program Management

The Saskatchewan Public Safety Agency (SPSA) will manage the Transportation Rescue Extrication (TRES) Program in coordination with members selected from the Provincial Standards Training Committee. These committee members represent executive fire service leadership, as well as members from First Nations and other small volunteer departments. TRES Program Management has three distinct phases:

- 1) application and selection;
- 2) onboarding and training; and
- 3) program maintenance.

The contents of this document serve as an information guide as well as an application.

For any questions or clarification, contact the SPSA's Fire Marshal, who manages the TRES program.

Program Definitions

Application Approval Committee: Membership of this group consists of representatives from the SPSA, Sask911, SGI, Saskatchewan Association of Fire Chiefs (SAFC), Saskatchewan Volunteer Fire Fighters Association (SVFFA), and from the Saskatchewan Health Authority (SHA). The Application Approval Committee, or AAC, meets regularly during the first week of each month to review applications received from the previous month. The AAC will notify all applicants of their decision by the second week of each month.

Equipment Package: This term refers to the pre-selected equipment available through the TRES Program for a fire department that has completed the training requirements. Once at this phase of the TRES Program, fire departments can proceed to the next step of requesting TRES equipment from the list of approved Equipment Vendors.

Equipment Reference Number: The SPSA will issue a specific equipment reference number (ERN) to successful fire departments in Step 4 in the “Steps for Program Approval” heading of this application. Once the fire department has arranged for the approved equipment with their Vendor of choice, they will provide the ERN to that Vendor. The Vendor will use the ERN on the equipment invoice that they submit to the SPSA and include the following:

- I. The number of participants they have trained;
- II. The equipment they currently deploy; and
- III. The maintenance records of the current equipment.

Existing Auto Extrication Program: A fire department may qualify for a TREX Equipment Package without being required to complete TREX training based on the last 3-5 years. Fire departments interested in this option will need to provide information outlined in the program application lines ‘K’ and ‘O’.

Job Performance Requirements: Also known as JPRs, or as skill sheets. JPRs identify the various practical skills described within the NFPA 1006 auto extrication standard.

Rapid Access Extrication: Basic extrication primarily focused on scene stabilization, extrication with hand tools, and basic medical packaging of trapped patients using curriculum outlined in the International Trauma Life Support (ITLS) Access textbook. This level of extrication is ideal for departments who typically respond with four or less firefighters.

Level 1 Auto Extrication: Level 1 Extrication in the TREX Program is based on Level 1 skills described in the National Fire Protection Association (NFPA) 1006 Standard, Vehicle Rescue Operations Level. Operational extrication introduces basic operations of hydraulic or battery powered tools as suitable for responding to uncomplicated rescues involving light vehicles.

Level 2 Auto Extrication: Level 2 Extrication in the TREX Program is based on Level 2 skills described in the National Fire Protection Association (NFPA) 1006 Standard Vehicle Rescue Technician Level. Advanced extrication introduces advanced stabilization, lifting and cutting techniques suitable for complicated scenarios such as accidents involving buses, farm machinery or heavy commercial vehicles.

Maintenance Phase: After TREX participants receive the Equipment Package, they enter this phase of the TREX Program. The TREX Maintenance Phase continues for five years and begins on the date on which the Equipment Package has been delivered. Participating fire departments will be required to adhere to the program requirements for the duration of the Maintenance Phase.

Onboarding Phase: This phase of the TREX program begins after the fire department’s submission of the TREX application form has been approved by the SPSA. Onboarding continues until the TREX training has been completed and the TREX equipment has been delivered. be included as part of the TREX training requirements.

Rescue: Certified medical training approved by TREX to provide specific pre-hospital medical packaging and treatment to victims of motor vehicle collisions. Fire department applications that have been accepted by the SPSA for continuing to the Onboarding Phase, but who do not meet the minimum medical standard associated with that TREX Service Level will be required to begin Onboarding by completing the medical component. Funding for the minimum medical training will be included as part of the TREX training requirements.

Training Reference Number: The SPSA will issue a specific TRN to successful fire departments in Step 4 in the “Steps for Program Approval” heading of this application. Once the fire department has arranged the approved training with their Vendor of choice, they will provide the TRN to that Vendor. The Vendor will use the TRN on the training invoice that they submit to the SPSA.

TREX Program: A provincially managed program that identifies and funds three specific levels of auto extrication appropriate for the fire department. The TREX Program identifies the training, based on risk and department capacity needed by fire departments to provide appropriate aid in the motor vehicle collision (MVC) environment.

Vendor: Vendor refers to the approved list of equipment and training suppliers registered in the TREX Program. Providers not on the approved TREX Vendor list will not receive funding through the TREX Program.

Program Objectives

The TREX Program has three objectives. The first is to enhance capacity for fire departments to respond to MVCs through the provision of funded training and equipment. The second objective of the TREX Program is to ensure that participating fire departments can maintain their response levels by having set program criteria. Finally, the TREX Program will provide the SPSA and SGI with the ability to measure program success for a minimum of five years once each participating community enters the Maintenance Phase of the program.

Funding

The current TREX Program is capped at \$5.6 million dollars. All money allocated to the TREX Program will be used for initial training and equipment. Program funds will be prioritized using the information provided through the application process by the fire department and the historical data provided by SGI and Sask911.

Fire departments that have been accepted into the TREX Program will be responsible for any future costs associated with the TREX maintenance requirements. Program training funds do not include expenses related to travel, accommodation, or meals for participants.

Part 2: Application and Selection

TREX Service Levels

The TREX training levels are designed to support fire departments without a currently active auto extrication program. Fire departments who have demonstrated that they currently have an active auto extrication program are defined within the TREX framework as having a “Pre-Existing Program.” Fire departments with pre-existing programs will not be required to take TREX training prior to requesting equipment.

Rapid Access TREX Requirements

- Consistent minimum of four firefighters on scene per call.
- All firefighters have a minimum ICS 100, and Standard First Aid/CPR.
- Fire Officers have a minimum ICS 200 (current or within the next 24 months, or adoption of the TREX ICS Policy - see Appendix 3).
- Fire department has considered establishing Mutual Aid relationships to support response.
- Fire department has an emergency bylaw in place.
- Fire department has an up-to-date community emergency plan in place.
- Fire department has participated in the Minimum Service Level Guidelines by submitting a Minimum Service Level Declaration (Defensive, Offensive, Full Operations).
- SGI Data confirms high collision areas to exist within Fire department.

Level 1 Auto Extrication TREX Requirements

- Consistent minimum of four to six firefighters on scene per call.
- All firefighters have a minimum ICS 100, HAZMAT Awareness (willing to attain in the next 24 months), Standard First Aid/CPR.
- Fire Officers have a minimum ICS 200.
- Fire department has considered establishing Mutual Aid relationships to support response.
- Fire department has an emergency bylaw in place.
- Fire department has an up-to-date community emergency plan in place.
- Fire department has participated in the Minimum Service Level Guidelines by submitting a Minimum Service Level Declaration (Defensive, Offensive, Full Operations).
- SGI Data confirms high collision areas to exist within fire department.
- Documentation exists and is provided to the SPSA describing how much the fire department has spent on auto extrication training and equipment in the last three to five years.

Level 2 Auto Extrication TREX Requirements

- Consistent minimum of six to eight firefighters on scene per call.
- All firefighters have a minimum of ICS 100, HAZMAT Awareness, Standard First Aid/CPR.
- Fire Officers have a minimum ICS 200.
- Fire department has considered establishing Mutual Aid relationships to support response.
- Demonstrated capacity to carry all TREX extrication equipment, including stabilization blocking on responding apparatus.
- Fire department has participated in the Minimum Service Level Guidelines by submitting a Minimum Service Level Declaration (Defensive, Offensive, Full Operations).
- Fire department has an emergency bylaw in place.
- Fire department has an up-to-date community emergency plan in place.
- SGI Data confirms high collision areas to exist within the fire department.
- Fire department application includes the historical training records that demonstrate an active auto extrication training program for the previous three years.
- Documentation exists and is provided to the SPSA describing how much the fire department has spent on auto extrication training and equipment in the last three to five years.

Approval Timeline

New applications will be reviewed monthly. All applications must be submitted to the SPSA for review on or before the last working day of the month. The SPSA will meet with the Application Approval Committee (AAC) regularly to review applications received. The fire department will be notified of the AAC's decision within 60 days of receiving the application. Upon notification of a successful application, the fire department will enter the 'Onboarding Phase' described in Part 3.

Applications received by the AAC that are improperly completed or that do not conform to the criteria as laid out in this document will be returned to the fire department for immediate attention.

Upon notification of approval, the fire department may proceed through the program steps outlined below. The fire department notifies the SPSA upon entering the Maintenance Phase of the TREX Program.

In addition to informing a fire department when TREX submissions are approved, the AAC will also notify the Vendors of the number and type of approvals, not the locations of those approvals. This step will help Vendors anticipate potential requests for TREX training/equipment packages.

Steps for Program Approval

All applications will be submitted by the fire department electronically to the SPSA through the form provided on the SPSA website. The SPSA will acknowledge each application received from the fire department with a return email describing the expected timeline for response. Fire departments submitting a TREX application must wait for SPSA approval before proceeding with training or equipment purchase. The SPSA will notify the AHJ if the application is incomplete or requires more information.

Step 1) Fire department completes the TREX application form located on the SPSA website identifying the:

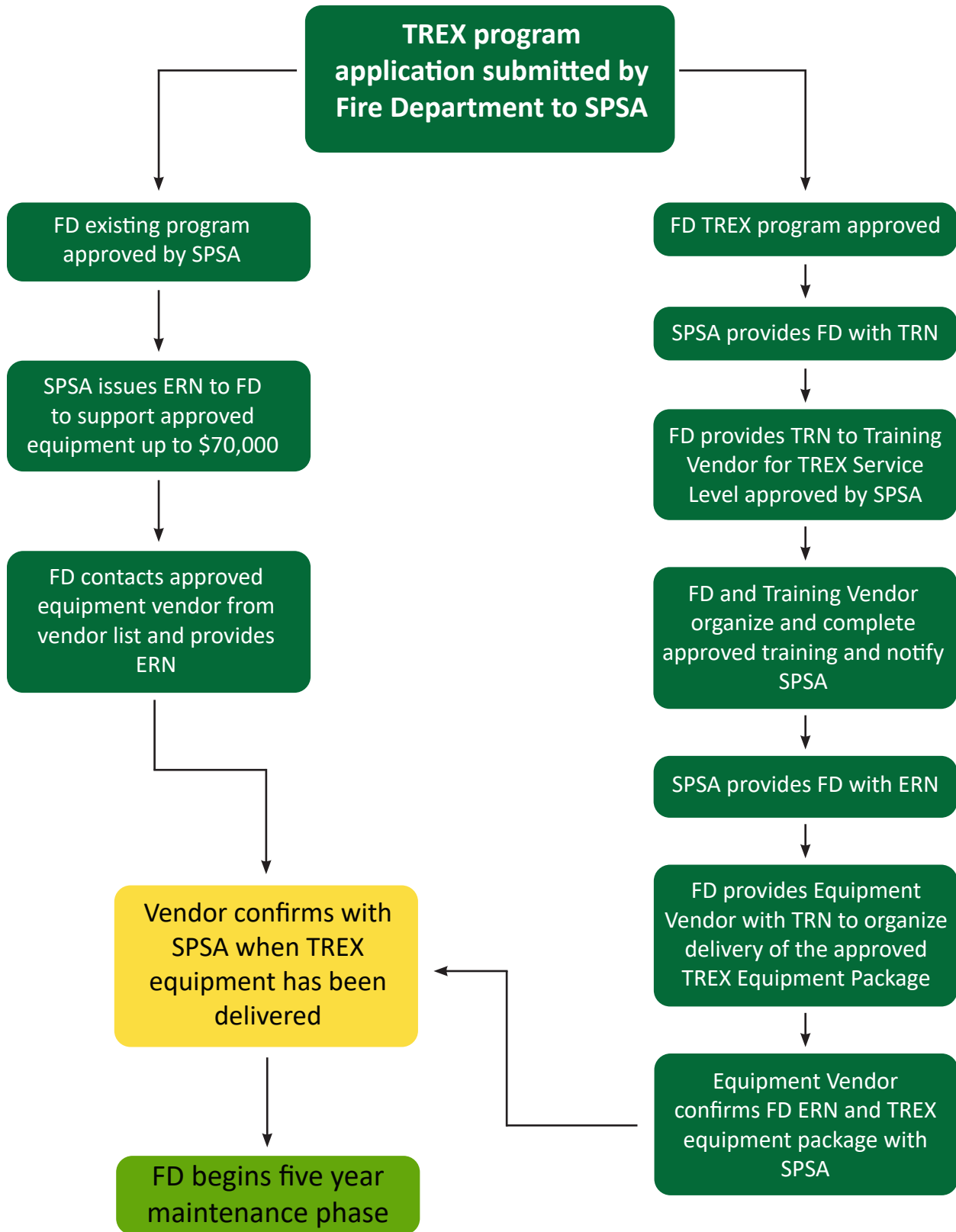
- a. desired TREX service level;
- b. number of participants to be trained;
- c. ideal start date (please note the start date should be within 4 months of **submitting** the application to SPSA).
- d. ensure that signatures from the fire chief and elected officials are on the application prior to submission.

Step 2) Once the TREX application form is received, the SPSA will email the fire department to acknowledge the application and provide an estimated timeline in which the fire department will receive a decision (approval or rejection).

Step 3) When the application is approved by the AAC, the fire department will receive an official letter containing their Training Reference Number which the fire chief will use to arrange the training component of the TREX program. NOTE: no equipment will be delivered prior to the completion of training.

Step 4) Once training has been completed, the fire department will submit the TREX Training Completion Form (TCF) to the SPSA as instructed on the form. Once the SPSA receives the TCF, the fire department will be provided with an ERN. Once the fire department has received the TRN they will contact the equipment Vendor indicated on the initial application and give vendor their ERN. The ERN represents the package of equipment approved by the AAC to be supplied to the fire department based on the level of TREX training they have completed.

See Figure 1 on the following page for a summary of the process.



Part 3: Onboarding Phase

Accessing TRES Training Programs

Fire department responsibilities

- I. Once approved for training, the fire department will contact one of the approved training vendors to arrange training within 4 months of receiving SPSA approval.
- II. Fire departments will ensure a minimum/maximum number of 10 firefighters participate in the training program:
 - a. Rapid Access = Minimum class size 10, maximum 20;
 - b. Level 1 = Minimum class size 10, maximum 20;
 - c. Level 2 = Minimum class size 15, maximum 30.
- III. Once training has been completed, the fire department will:
 - a. submit course participant list to the SPSA;
 - b. advise the SPSA of the training vendor used;
 - c. contact an Equipment Vendor from the approved vendor list;
 - d. provide vendor with the ERN received from SPSA;
 - e. update SPSA on projected equipment delivery timeline;
 - f. confirm with SPSA when equipment has been delivered.

Training Vendor responsibilities

- I. When contacted by a fire chief for TRES training, the Vendor will record the TRN provided by the fire department;
- II. The Training Vendor will notify the SPSA with the:
 - a. name of the fire department(s) participating in the training program;
 - b. TRN provided to the Vendor by the approved fire department;
 - c. level of training requested by the fire department;
 - d. scheduled date of training.
- III. Once the training has been completed, the Vendor will:
 - a. invoice the SPSA, using the TRN, within 30 days of the completion of the program;
 - b. confirm which TRES training level has been delivered;
 - c. identify the number of participants, and the fire department they represent;
 - d. report any participant or Vendor injuries or problems encountered during training.

All training vendors will ensure participants are competent at the TRES level being taught, using the equipment identified in the TRES Equipment Packages. To ensure consistency, TRES trainers will utilize the practical skills sheets (JPR) from the NFPA 1006 Auto Extrication Standard that are appropriate for the compatible TRES level.

Rapid Access Training	Level 1 Training	Level 2 Training
<p>Participants at this level will be issued ITLS Access certificates.</p> <p>Training Vendors will use the 3rd Edition of the ITLS Access textbook and teach those skills using the equipment list found in Appendix 2.</p>	<p>Training Vendors are not required to use all the JPRs in each of the series. The skills checklists that are used should reflect the equipment package selected by the participants' fire department:</p> <ul style="list-style-type: none"> Selected JPRs from Series 1, 2, 7 and 8 	<p>In addition to the JPRs listed in Level 1, Training Vendors will also use the following skill sheets:</p> <ul style="list-style-type: none"> Selected JPRs from Series 10, 11
<p>https://www.itrauma.org/education/itls-access</p>	<p>https://www.saskpublicsafety.ca</p>	<p>https://www.saskpublicsafety.ca</p>

Accessing TRES Equipment Packages

In most circumstances, the SPSA will only process the TRES equipment requests once the Training Vendor confirms TRES training has been completed by participating fire departments. However, the TRES application process is also designed to support the needs of fire departments with active extrication programs already in place.

These fire departments may be able to avoid the training requirements of the TRES program while still accessing TRES funding to replace existing equipment or to purchase new equipment to maintain or enhance the current level of auto extrication services provided by the fire department.

Equipment Vendor responsibilities

- I. When a Vendor is contacted by a fire department to arrange delivery of the TRES equipment package, they will confirm the Equipment Reference Number (provided by the fire department) with the SPSA prior to processing the request for the equipment package.
- II. When contacted by the fire department for equipment delivery, the Equipment Vendor will notify the SPSA and the fire department with the estimated time to delivery for that ERN.
- III. Once the equipment has been delivered, the Vendor will notify the SPSA and submit an invoice to the SPSA, using the ERN, within 30 days of delivery.

SPSA responsibilities

The SPSA will review all TRES applications received from the prior month within the first 10 working days of the preceding month. For example, applications received in June of 2023 will be approved by July 14th of 2023. The SPSA will keep all Vendors updated as to the number of applications (and their TRES level) approved.

Part 4: Maintenance Phase

The Maintenance Phase is supported by Sections 6 and 17 of *The Fire Safety Act*, which enables the Fire Commissioner to request and receive the training and maintenance records of any fire department.

Fire Department Equipment Maintenance

Maintain equipment as per manufacturer recommendations and submit records to the Fire Marshal annually for the duration of the Maintenance Phase (five years).

Fire Department Training Maintenance

Maintain auto extrication related training and submit records to the Fire Marshal annually for the duration of the Maintenance Phase (five years). Those records will demonstrate that each firefighter in the department has participated **in at least two training sessions:**

- I. One equipment orientation training session, and;
- II. One extrication practice per year for the duration of the Maintenance Phase.

SPSA Responsibilities

The SPSA will provide a detailed 'TRES Program' annual report identifying the following:

- I. Total number of departments in the TRES program.
- II. Number of department applications received.
- III. Number of departments waiting for training.
- IV. Participant feedback related to the quality of training received.
- V. Number of departments who have completed training and are waiting for delivery of equipment.
- VI. Number of departments who have received equipment.
- VII. Number of participating departments maintaining training requirements.
- VIII. Number of participating departments maintaining manufacturer maintenance requirements.
- IX. Visual products showing the locations, levels of extrication and program progress of all TRES participants.
- X. List of fire departments no longer participating in TRES Program and reasons for program withdrawal.

Priorities for Approval

The intent of the TREX Program is to approve all completed applications that are submitted by a fire department to the SPSA Application Approval Committee (AAC). However, as funds within the program get drawn down, the AAC will use the following criteria to determine which applications are approved and which are deferred. Applications will be approved based on the criteria in the following table:

Item #	Application Review Criteria	Yes/No
1	The TREX application indicates all policies specified have been adopted.	
2	The TREX application is a new program, not an Existing Program.	
3	The fire department has submitted documentation that they can support personnel required by the level of extrication requested.	
4	The fire department has submitted documentation showing the training records required for the level of extrication requested (level 1 or 2 only).	
5	The fire department is located in a high priority area as identified by Sask911 and SGI motor vehicle collision data.	
6	The fire department has submitted documentation showing a current Emergency Bylaw as well as an Emergency Management Plan.	
7	MANDATORY The fire department has submitted documentation showing that the fire department is committed to maintaining the extrication level requested over the five-year program.	
8	MANDATORY The fire department has submitted a Declaration of Minimum Service Level (the 'Pending' option is acceptable).	

Completing Application Forms

Please use the following instructions to ensure the electronic application form is completed properly prior to submitting for approval.

Section 1: Applicant Information

- I. Name of the Fire Department or Fire Association: Use the name of your department as it is listed in the Sask911 system.
- II. Name of the Fire Chief, or Fire Association Representative: For a fire department application, please provide the name and phone number of the fire chief (listed as the Local Assistant in The Fire Safety Act). For Fire Associations, please indicate the Local Assistant who has been designated with the overall responsibility for the association.
- III. Email: Fill in the email normally used for official fire department correspondence. If fire department emails are typically sent to the personal email address of the fire chief, please use the email address used by the town/city/RM/Band Office.
- IV. Telephone: Fill in the phone number normally used for official fire department communication. If the fire department typically uses the personal phone number of the fire chief, please use the official phone number used by the town/city/RM/Band Office.
- V. GPS Location: This address should be the same as the physical address of the fire hall. In situations where the equipment and apparatus are not stored at the fire hall, please use Google Maps to provide the location, example:
<https://www.google.ca/maps/@52.1316577,-106.6555343,14>
- VI. Apparatus #: Use the radio call sign of the apparatus that will be designated to carry the TRES equipment.
- VII. Level of Equipment Requested for New Program: Select one of the options based on Section 2 of this application package.
- VIII. Level of Training Requested for Existing Program: If you are applying as an existing program (see definition on page 5) you may skip this step. If you are applying as a new program, please refer to Section 2 of this application package and ensure that your selection for items “g” and “h” match.
- IX. Preferred Vendor: The fire department should review the vendor equipment list in Appendix 2 and select the Vendor who has the equipment they prefer.

Section 2: Application Requirement Checklist

The fire department is not required to send electronic or hard copies of the items requested in the application. However, if the Approval Committee has questions about an application that has been received, the fire department submitting that application must be prepared to email any requested documentation referenced in the application within 14 business days to SPSA@gov.sk.ca. If the applicant prefers to send hard copies of the items requested, please send all materials in a single package, within 14 days, to:

c/o SPSA Fire Marshal
964 – 122 3rd Avenue North
Saskatoon, Canada
S7K 2H6

Organizational Overview

- I. Department Staffing: Provide a list of active fire fighters currently associated with your department.
- II. Department Running Cards: Describe all apparatus that your department typically uses to respond to motor vehicle accidents.
- III. Department Policies: Include the table of contents from your existing department policy manual that demonstrates all policies required by the TREX application -OR- provide a brief statement indicating that the policies required by the TREX application are in the process of being adopted by the applicant fire department.

Organizational Training Overview

- I. Medical Training: Provide a list of active fire fighters currently associated with your department.
- II. ICS Training: Provide a list of fire fighters in your department who have ICS certificates that meet the requirements listed in Section 2 of this application package.
- III. 1072 Awareness Training: Provide a list of fire fighters in your department who have received 1072 Awareness training (see section 2). This training does not need to have been IFSAC certified; in-house training is acceptable if that training meets or exceeds the content found within the NFPA 1072 Awareness Standard. If this training has not been completed at the time of this application, provide an estimated time for completion.
- IV. Current Extrication Training Program: Provide a department training schedule, within the last 2-3 years, that demonstrates that your department is actively providing auto extrication training.

Community Capacity

- I. Mutual Aid Agreement(s): Provide a list of active mutual aid agreements that would enable another fire department to either request your assistance for an extrication in their jurisdiction or would allow you to request outside assistance for an extrication in your jurisdiction.
- II. Emergency Management Bylaw: As listed in Section 2 of this application package, indicate if you have an Emergency Management Bylaw, provide its local Bylaw number and date of implementation.
- III. Emergency Management Plan: As listed in Section 2 of this application package, if you have an Emergency Management Plan, indicate the date it was last updated and list the current members of your local Emergency Committee.
- IV. Declaration of Minimum Service Level: Confirm that your fire department has declared a service level and submitted it to the SPSA. Pending applications are acceptable. For more information on Minimum Service Levels, visit <https://www.saskpublicsafety.ca/first-responders/fire-service-minimum-standards>.

Section 3: Existing Program Application for Equipment

- I. Purpose of equipment requested: Provide a general overview of the capacity/purpose of the equipment being requested.
- II. Description of reason for request: Describe if this is new equipment or if it is a replacement of existing equipment. If it is new equipment, describe how the current training program supports the new equipment.
- III. Current extrication response area, including mutual aid agreements: Describe the department's current extrication response area. Include a list of current mutual aid agreements for which the department provides extrication services.
 - a. The TRES equivalent extrication level they currently provide.
 - b. If you are purchasing new equipment, see Appendix 4.
 - c. If replacing existing equipment, see Appendix 4.
 - d. The number of participants they have trained.
 - e. The number of extrications they annually respond to.
 - f. The equipment they currently deploy.
 - g. The itemized equipment, to a maximum of \$70,000, they are requesting.
- IV. Vendor price quote: The cost of new or replacement equipment cannot exceed \$70,000.

Appendix 1: Training Levels and Equipment Packages

** All TREX equipment packages delivered to the fire department will support the capacity of extrication described by the program training level. However, some items in the equipment package may vary slightly from what is described in the following tables.*

Training Level	Response Capacity	Admin Details
RAPID ACCESS	<p>Participants will receive 8 hours of combined classroom learning and practical extrication practice. The departments operating at this extrication level must have 75% of their responders currently certified to this level. It is important to note that at this level, the tools and skills are designed for EMS and fire responders using minimal equipment. When comparing the skillset, item per item against the more advanced levels of training, many of the skills would seem redundant. That is not the case. The skills being taught at this level are based on basic equipment and would not be applicable for use in more complicated rescues, or in situations with larger vehicles. Skills at this level include:</p> <ul style="list-style-type: none"> • Disarming the supplemental restraint system • Stabilizing a vehicle on its wheels, on its roof, on its side, and temporarily with improvised materials • Opening a door from a hinge or bolt mechanism • Removing a roof from back to front • Dropping a roof from a vehicle on its side • Removing the floor assembly from a vehicle • Moving the steering column/wheel • Moving the dash/front end • Dropping the sides of a wrecked vehicle • Lifting a vehicle off a patient trapped underneath • Packaging the patient for removal, using a long spine board and straps or rope sling 	10-20 participants per class

Training Level	Response Capacity	Admin Details
LEVEL 1 AUTO EXTRICATION	<p>Level 1 is not a pre-requisite to the Level 2 Extrication training. Participants will receive 20 hours of combined classroom learning and practical extrication practice. The departments operating at this extrication level must have 50% of their responders currently certified</p> <p>At the conclusion of this level of training, firefighters will be able to employ the Incident Command System to respond safely and efficiently to:</p> <ul style="list-style-type: none"> • Vehicle rollovers • Side lying vehicles • Vehicles on roof • Vehicles in head on, T-Bond or broadside accidents • Vehicles with penetrating objects 	10-20 participants per class

Training Level	Response Capacity	Admin Details
LEVEL 2 AUTO EXTRICATION	<p>Operational Extrication level is a pre-requisite to the Advanced extrication training.</p> <p>Participants will receive 20 hours of combined classroom learning and practical extrication practice. The departments operating at this extrication level must have 15% of their responders currently certified</p> <p>At the conclusion of this training level, firefighters will be able to add the following skills to their Operational level skill set:</p> <ul style="list-style-type: none"> I. Heavy Rescue <ul style="list-style-type: none"> a. Airbags b. Hydraulics c. Hand tools d. Shoring V. Buses (school, commercial etc.) VI. Heavy trucks (cement, gravel etc.) 	20-40 participants per class

Vendor Name	Equipment List for Rapid Access
Hurst-based Toolset	1-MSA-XR2 Tech Rescue Helmet 1-Firecraft FX25 Extrication Gloves 1-Ajax 911 RK Super Duty Chisel Kit 1-Paratech 30" Hooligan Bar 1-Rescue 42 Ripper Glass Cutter 1-High Lift Responder Jack 48"
Holmatro-based Toolset	1-Glas-Master Rescue Complete Hand Tool 1-3,500 lb Hand-Operated Wire Rope Puller 1-48" First Responder Jack 1-Rapid Response Blanket with Bag - 10 oz, 58" x 73" 1-6 ft GR100 Extrication chain (grab hook and ring) with clevis grab hook and oblong ring 1-12 ft GR100 Extrication chain (grab hook and ring) 1-Milwaukee M18 Fuel Sawzall 2821-222 x 5AhCharger 1-Leatherhead Halligan Bar, 30", 1" hex grip, Forged, LB-30
Genesis-based Toolset	N/A
AMKUS-based Toolset	1-HI LIFT 48" Responder Jack 1-Superior Pneumatics Air Hammer Safety Rescue Kit 551 1-Cable Puller, 3-Ton with wire rope (Come-a-long) 1-Paratech 30" Hooligan Tool 1-DeWalt DCS386B Reciprocating saw (Tool Only) 1-DeWalt DCS369B Compact Reciprocating saw (Tool Only) 1-DeWalt 60v 9amp Flexvolt Battery (2 pack) 1-DeWalt Single Port Lithium Fast Charger 1-Channel-Loc 87 8.88" Rescue Tool-Cable Cutter 1-Glas-Master Windshield Saw 1-Extrication Chain, gr80, 12' length (w/ grab hook and ring)
SIMS	N/A

Vendor Name	Equipment List for Level 1
Hurst-based Toolset	1-E3 S789 Cutter Package 9AH 2 Batteries/1 Charger 1-E3 SP555 Spreader Package 9AH 2 Batteries/1 Charger 1-E3 R521 Ram Package 9AH 2 Batteries/1 Charger 2-Telecrib Junior All-In-One Strut 1-Rescue Set 3 Bag/47 Ton / 12 BAR 1-Milwaukee M18 Fuel Ripper Glass Cutter Kit
Holmatro-based Toolset	1- Holmatro Cutters, PCU50 Pentheon 1-Holmatro Spreaders, PSP40 Pentheon 1-Holmatro Tele Ram, PTR50 Pentheon 1-Holmatro Ram Extension Pipe, Pentheon, TRE05 5-Holmatro Battery, PBPA287 Pentheon 3-Holmatro Battery Charger, PBCH2, Pentheon 3-Holmatro On-Tool Charge Cord, POTC1, Pentheon 2-Holmatro Daisy Chain Power Cord, DCPC1, Pentheon 2-Holmatro V-Strut - All in 1 ratchet strap and strut combo - includes chain cluster
Genesis-based Toolset	C236-SL3 NXTGEN E-Force battery operated cutter S49-SL3 E-Force battery operated spreader 22-54 Telescopic E-Force battery operated ram Kodiak Deluxe Strut Kit MV Crash Kit 35 Ton 6.7" Lift 24X24 Flat Form Genesis Air Bags (X3) 10 Bar High Pressure Air Bag Control Kit
AMKUS-based Toolset	1-AMKUS iC650 Cutter (Tool Only) 1-AMKUS iS290 Spreader (Tool Only) 1-AMKUS Extended Reach Tips (ERT)(Pair) 1-AMKUS ion iTR500 RAM (Tool Only) 1-Paratech Standard Vehicle Stabilization Kit 2-Paratech 'Support X2' with Anchor Ring 3-DeWalt 60v 9Amp Flexvolt Battery 2 Pack 1-DeWalt Single Port Lithium-Ion Fast Charger 1-Glas-Master Windshield Saw
SIMS	N/A

Vendor Name	Equipment List for Level 2
Hurst-based Toolset	<p>1-Hurst S789 E3 Cutter 9Ah Package - (Includes S 789 E3 Cutter, 2-9Ah batteries, 1-110V Charger)</p> <p>1-Hurst SP555 E3 Spreader 9Ah Package - (Includes SP 555 E3 Spreader, 2-9Ah batteries, 1-110V Charger)</p> <p>1-Hurst R 521 E3 Ram 9Ah Package- (Includes R 521 E3 Ram, 2-9Ah batteries, 1-110V Charger)</p> <p>1-Hurst SC358 E3 Combination Tool 9Ah Package- (Includes SC358 Combi Tool, 2-9Ah batteries, 1-110V Charger)</p> <p>1-HUR-106R148 Emergency Rescue Set 5 bag / 106 US ton /174psi - 5-Lifting Bags (V 10, V 12, 2 x V 20, V 33L)</p> <p>2-inflation hoses 12 bar, 5 m, yellow and red (174 psi, 16.4 ft.)</p> <p>1- Air CU lighting, deadman controller</p> <p>1-Pressure regulator</p> <p>1-RES-CTC6006 TeleCrib Squad Kit-A mixed kit that includes 2-TeleCrib Junior struts for simple stabilization, and 2-long TeleCrib System struts and accessories for advanced stabilization. Includes: 2 TeleCrib Junior Struts, 2-Long Struts, 2-27' Straps, 2-Hook Clusters, 1-Cinch Ring, 2-Spike Feet, 1-Spare Strut Pin, 1-Spare Base Pin, 1-Accessory Bag and Instructional DD.</p> <p>1-RES-RKML2953 R42 Ripper Glass Cutter Kit w/Milwaukee 18v Fuel</p>

Vendor Name	Equipment List for Level 2
<p>Holmatro-based Toolset</p>	<p>1-Holmatro Cutters, PCU50 Pentheon 1-Holmatro Spreaders, PSP40 Pentheon 1-Holmatro Tele Ram, PTR50 Pentheon 1-Holmatro Ram Extension Pipe, Pentheon, TRE05 5-Holmatro Battery, PBPA287 Pentheon 3-Holmatro Battery Charger, PBCH2, Pentheon 3-Holmatro On-Tool Charge Cord, POTC1, Pentheon 2-Holmatro Daisy Chain Power Cord, DCPC1, Pentheon 4-Holmatro V-Strut - All in 1 ratchet strap and strut combo - includes chain cluster 1-Holmatro Combi Tool, PCT50 Pentheon 1-Holmatro Battery Charger, PBCH2, Pentheon 1-Holmatro On-Tool Charge Cord, POTC1, Pentheon 3-Parts General Holmatro 151.000.948 HSB27 Stacked LIFTING BAG 1-Holmatro Lift bag controller HTC 12 Controller, 151.002.137 Triple Bag Control Kit for Air Bags Plastic Case 1-HPRV 12 Bar Regulator for SCBA bottle 1 - Hose AH Y 16 FT 1-Hose AH B 16 FT 1-Hose AH R 16 FT 1-Hose AH R 32 FT 3-Hose Shutoff 12 Bar Air Adapter for standard tools Triple Retaining Strap Set</p>
<p>Genesis-based Toolset</p>	<p>1-C236-SL3 NXTGEN E-Force battery operated cutter 1-S49-SL3 E-Force battery operated spreader 1-22-54 Telescopic E-Force battery operated ram 1-Kodiak Deluxe Strut Kit 1-MV Crash Kit 1-35 Ton 6.7" Lift 24X24 Flat Form Genesis Air Bags (X3) 1-10 Bar High Pressure Air Bag Control Kit</p>

Vendor Name		Equipment List for Level 2	
Amkus-based Toolset		1-AMKUS ion iS320 SPREADER - Lighted Handle (Tool Only) 1-AMKUS Extended Reach Tips (ERT)(Pair) 1-AMKUS ion iC750 CUTTER - Lighted Handle (Tool Only) 1-AMKUS ion iTR500 RAM (Tool Only) 3-DeWalt 60v 9AMP Flexvolt Battery 2 Pack (2 batteries recommended per tool) 1-Dewalt 4 Port Lithium Fast Charger 1-Paratech Interstate/Motorway VSK stabilization kit 1-Paratech - KPI-8 Air Bag (12x12) 1-Paratech - KPI-12 Air bag (15x15) 1-Paratech - KPI-22 Air Bag (20x20) 1-Paratech - KPI-32 Air Bag (24x24) 1-Paratech - Master Control Kit (Regulator Control, hoses)	
SIMS		N/A	

Estimated Maintenance Costs for Level 1 and Level 2

- Maintenance costs vary per vendor.
- All costs approximately 300\$ per tool (Spreaders, Cutters only, not the other accessories).
- Applicants are responsible to negotiate those costs directly with the vendor they choose.

Appendix 2: Motor Vehicle Response Policies

The table below identifies four specific policies recommended for adoption by fire departments responding to incidents on a roadway.

Policy Description	Link
Guidance describing general for placing apparatus on the roadway to protect personnel during roadway operations.	Apparatus Placement on Roadways
Guidance on Codes and driving techniques used to respond to and from an emergency call.	Operating on Roadways
Guidance regarding actions taken to enhance scene safety starting after arrival on scene.	Vehicle Fires
Command procedures are designed to offer a practical framework for emergency operations and to effectively integrate the efforts of all members, officers, and firefighters. This will facilitate an organized and orderly tactical operation and a more effective effort.	Incident Command System

Although not required by the TRES program, interested applicants can find additional fire department policies at this link: www.saskpublicsafety.ca/documents.

Appendix 3: Program Acronyms

AAC: Application Approval Committee. See page 4 for definition

ERN: Equipment Reference Number. See page 5 for definition

JPR: Job Performance Requirements. See page 5 for definition

ICS: Incident Command System

MVC: Motor Vehicle Collision

NFPA: National Fire Protective Association

SPSA: Saskatchewan Public Safety Agency

SGI: Saskatchewan Government Insurance

TREX: Transportation Rescue Extrication Program. See page 6 for definition

TRN: Training Reference Number. See page 6 for definition